

Advanced Features of Practice Analytics

WhiteSpace Health Cloud

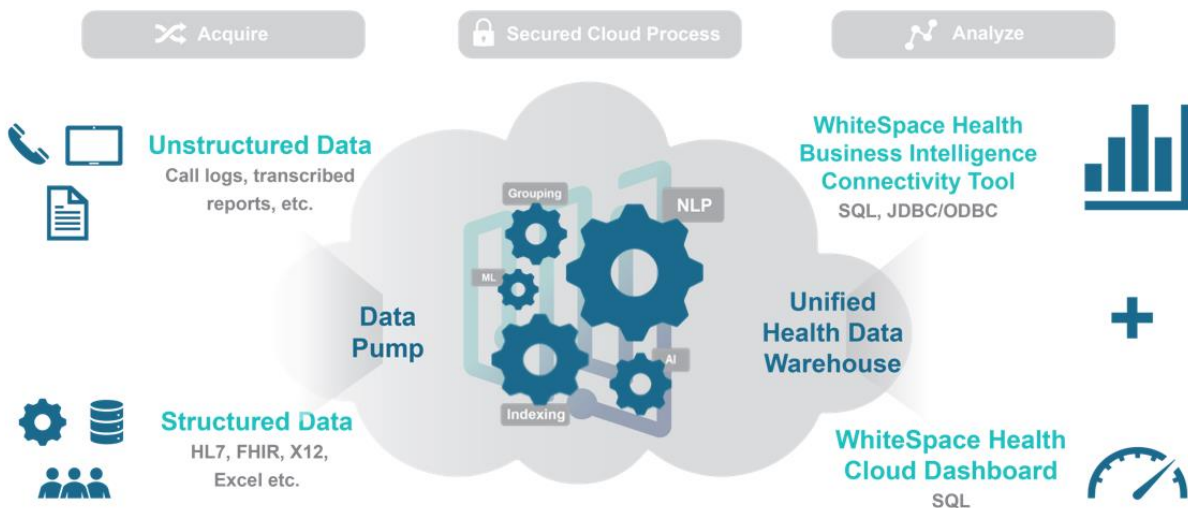
When building the WhiteSpace Health Cloud, our team of healthcare IT engineers used the most advanced technology on the market to create our tech stack. They created proprietary intellectual property and a proven implementation methodology to create a world class analytics solution. This robust foundation allows WhiteSpace Health to deliver actionable insights to your laptop or mobile device through a highly responsive user experience that is designed to scale - covering all your future growth needs.

Infrastructure

The WhiteSpace Health Cloud is a fully managed service built on Microsoft Azure. Using this state-of-the-art technology, our highly skilled healthcare IT professionals customize your instance with virtually no impact to your IT team or other projects. Our rapid implementation methodology ensures you will be live in about six weeks.

Data Lifecycle

There are three stages for our data lifecycle: data acquisition, secure cloud-hosted processing and analysis.



Data Acquisition

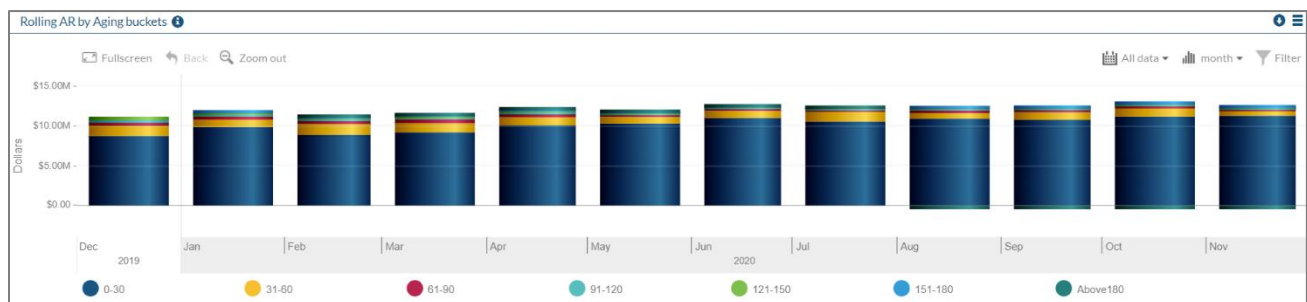
The first of our advanced technologies is our proprietary Data Pump. The Data Pump connects to data sources across your organization such as electronic medical records, practice management systems, claims, financial systems and more. Structured data such as HL7, FHIR, X12, API, etc. as well as unstructured data (text) is securely ingested to the WhiteSpace Health cloud and prepared for processing.

Processing

Once data has been ingested into the WhiteSpace Health Cloud, processing begins using a series of data mining and data mapping tools. The data is cleansed and normalized, grouped, aggregated, classified, and indexed, thereby offering an efficient and highly responsive database for end users. Then, we apply advanced Machine Learning (ML) models along with data computing algorithms to create Artificial Intelligence (AI) based business insights into your data. Our proprietary algorithm includes a natural language processing (NLP) engine with human like intelligence to convert unstructured data into meaningful insights.

Analysis

The result of the processing function is the creation of high quality, normalized data that is indexed to a unified data model and stored in your health data warehouse. The advanced features of our user experience overlay the robust and scalable data schema. Instead of spending hours creating KPI dashboards, Practice Analytics delivers fresh and incredibly responsive Key Performance Indicator (KPI) metrics directly to your laptop or Android or iOS smart phone.



Analytics Tools

Once your sophisticated health data warehouse has been created, it's important to have equally robust tools to take full advantage of the insights your data has to offer. Our robust suite of analytics tools provides rapid access to your data and automate the delivery of information

needed to monitor the financial and operational health of your business and made informed business decisions.

Performance Indicators

The platform uses a stoplight metaphor so you can visually identify areas of your business that are performing well and those that need immediate attention. You can customize these thresholds and the platform will surveil your data and update the indicator for you. Since data is refreshed daily, you have confidence that the performance indicators are displaying up to date status.

Alerts

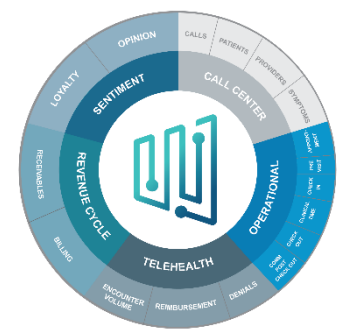
In addition to visual indicators, automated alerts within the platform are easily set up with a few taps. The alerting feature informs you when performance declines below the thresholds that you establish. Automation within the platform monitors your data and triggers an email alert directly to you when various workstreams begin to underperform.

Widgets

Our elegantly simple charts and graphs have been designed to answer multiple questions in each interactive data depiction. They are supported with a highly responsive user experience, so you can quickly understand trends in each area of your practice. Tap to peel back layers of data down to the transaction or individual level until you are clear on the right course of action.

Modules

Purpose-built modules answer your questions for specific areas of your business. Each module is organized into tabs within Practice Analytics. You have the flexibility to use the modules most important to your business: Call Center, Operations, Telehealth, Revenue Cycle and Sentiment. You can choose custom configured tabs with Physician View and Vendor Management options to meet all your KPI needs. The platform is highly flexible and allows your organization to use all modules from the first day or expand methodically over time.



User Profile Based

Prioritize the practice KPIs and data views that are most important to you. Pin widgets to your home page or move them around within a tab according to your preference. Regardless of your role, Practice Analytics can be tailored to meet your daily needs with meaningful data.

Permissioning

Role-based permissioning grants access to relevant metrics and helps everyone focus on priority workstreams while also ensuring data security.

Your Data

WhiteSpace Health is a valuable platform for building organizational alignment through high quality data. For even more advanced data manipulation and strategic planning, you are welcome to export the data contained in your health data warehouse to Excel, Microsoft Power BI, Tableau, or other tools.

About WhiteSpace Health

WhiteSpace Health automates surveillance of your revenue cycle and operations, alerting you when performance slips below thresholds you set. Actionable insights deliver the information that is essential to stemming revenue leakage and improving top line performance - ensuring you get paid precisely what you are owed. Join the top quartile of high performing organizations that are enhancing their patient experience, and transforming their financial performance with our powerful, easy-to-use guided analytics platform.

